


Lightweight concrete architectural panels



At Concrete LCDA, we continually push the boundaries of lightweight fiber-reinforced concrete. By blending exceptional artisanal craftsmanship with the visionary art direction of acclaimed international designers, the French manufacturing company, located near Angers in the Loire Valley, has redefined interior design with innovative wall cladding solutions.

Our minimalist surfaces, featuring a subtle interplay of textures and reliefs, are crafted for seamless installation and endless design possibilities. Whether for sophisticated hotel settings, exclusive boutique interiors, contemporary workspaces, or private residences, our Panbeton® and Slimbeton® collections provide distinctive architectural solutions that elevate every interior.

Available in natural and raw colors, our concrete interior fittings reflect a rich tradition of craftsmanship, combining artisanal expertise with sleek modernist design.

Summary

Portfolio	4	Collections	38
Know-how	20	Art direction	72
Bubble patterns	28	Designers	74
Color tones	30	Technical details	78

Portfolio

4






Previous double-page spread: Panbeton® Classic, Stone 404
← Panbeton® Mica, Natural grey 200
↑ Panbeton® Made in Haussmann, Natural grey 200



↑ Panbeton® Trio 15 mm, Natural grey 200
→ Panbeton® Yun, Black 209










↑ Panbeton® Scaffolded 15 mm, Natural grey 200
 → Panbeton® Graphite, Black 209

12










Since its founding in 2010, Concrete LCDA has established itself as a distinctive French manufacturer with a global reputation. Blending the values of craftsmanship, innovation, and a people-centered approach to production.

In Concrete LCDA's 7,500 m² workshop near Angers, a dedicated team of fifty professionals, including engineers, craftsmen, sculptors, and material experts, collaborate on innovative projects while overseeing the entire production process. Additionally, the advanced technical capabilities of our design office allow us to offer high-end customized solutions and comprehensive support to architects and interior designers.

From our hand-crafted concrete panels to our involvement in every stage of production, whether mass-produced or custom-made, time is a crucial element of our process, ensuring that every detail meets the highest standards of excellence. This commitment is reflected in our prestigious catalog of global references built over the years and exported worldwide.





Panels designed with precision and detail

Concrete LCDA is renowned for its exceptional expertise and the beauty of its materials. Our Panbeton® and Slimbeton® fiber-reinforced concrete panels result from a meticulous process: custom formwork design, precise batching, mixing, pouring, and drying. Each step repeated with care, this rigorous process blends cutting-edge design with craftsmanship, allowing us to create products that can be mass-produced without losing their unique character.

Behind the bold or subtle surface patterns of our panels lies a meticulously finished product, designed for both functionality and durability. Our panels are perfectly sized, neither too large nor too small, lightweight, easy to cut, and simple to install, ensuring seamless integration into any interior design.





A commitment to sustainability

Sustainability is not merely a responsibility at Concrete LCDA; it is embedded into our history and will continue to define our future.

Choosing our panels means choosing sustainability¹. Thanks to a rigid lightweight substrate, we are able to create thin panels with only 5 mm of concrete, significantly reducing the water and energy required in cement production. Additionally, once installed, our panels are VOC-free and rated A+ for air quality.

At Concrete LCDA, we uphold a corporate culture rooted in human values and environmental respect, ensuring that ethical and ecological principles guide our daily practices.

1. To assist construction professionals in meeting the highest environmental requirements, all standardised informations on the impact of the product throughout its life cycle is available on request.

A signature of our proud manufacturing heritage, our lightweight concrete panels showcase distinctive air bubble patterns, depending on the density of the mix. Whether subtle or pronounced, these bubbles transform the raw, natural beauty of the material into a captivating aesthetic experience.



Bubble patterns

Light pitted

Medium pitted

Heavy pitted

Available in five distinctive tones, from white to anthracite grey and deep black, our palette of greys perfectly complements the raw, minimalist aesthetic of concrete. Each shade interacts with the panels' textures to create striking, one-of-a-kind designs.

Shades of grey

30

White 402

Natural grey 200

Slate grey 217

Anthracite grey 216

Black 209



Tinted with natural pigments that highlight the inherent minerality of concrete, this palette's harmonious blend of earthy yellow-ochres and browns evokes the warmth of clay and stone and visions of new horizons.

Natural tones 34



Stone 404

Yellow-ochre 420



Terracotta 477

Quarzazate 473

Brown 205



Branch-inspired prints, random bubble patterns, and symmetrical lines bring iconic Brutalist design into contemporary interiors. Showcasing the variations in texture and pattern of traditional construction techniques, our Brutalist collection celebrates the raw beauty and timeless authenticity of concrete.







Brutalism


38

Panels from the Brutalism collection are shown above in Slate Grey 217.



1. Scaffolded 15 mm Matali Crasset	2. Scaffolded 2 mm Matali Crasset	3. Trio 2 mm Studio LCDA	4. Trio 15 mm Studio LCDA	5. Striation Studio LCDA
6. Lines Studio LCDA	7. Gèn 厶 Neri&Hu	8. Rugged Studio LCDA	9. Classique Studio LCDA	10. Barbican Terence Woodgate







Combining the lightness of fiber-reinforced concrete with sculptural depth, the Géométrique collection unlocks endless design possibilities. Featuring a subtle interplay of lines, ripples, curves, and geometric forms, our concrete panels showcase sensual, richly textured patterns that interact dynamically with light and enhance any interior.








Geometric

48

Panels from the Geometric collection are shown above in Slate Grey 217.

1. Shan 山 Neri&Hu	2. Yun 云 Neri&Hu	3. Shui 水 Neri&Hu	4. Fold Studio LCDA	5. Factory Victoria Wilmotte
6. Slats Jean-Marie Massaud	7. Fragmentation Matali Crasset	8. Giometry Ora-ïto		







From the traditional use of wooden formwork in concrete casting to the brutalist celebration of natural grain, wood and concrete share a timeless connection. Our panels honor this enduring connection, featuring patterns that evoke the memory of formwork, the texture of timber, and the elegance of haussmanian design. This collection seamlessly bridges the gap between heritage and innovation.



Wood

56

Panels from the Wood collection are shown above in Slate Grey 217.				
1. Vertical Planks Studio LCDA	2. Shuttered Vertical Wood Matali Crasset	3. Chevrons Jean-Philippe Nuel	4. Timber Jean-Philippe Nuel	5. Graphite Jean-Philippe Nuel
6. Made in Haussmann Matali Crasset				





5






6





The “Craft” collection celebrates the art of handcraftsmanship, inspired by the iconic façades of Villa Noailles and traditional plaster-shaping techniques. Each panel embodies the unique artistry and poetry of hand-applied methods—scoring, combing, and modelling—imbuing any interior with a rich, distinctive presence.






1





2




3



4



70



In 2024, *Normal Studio* was appointed to lead the art direction for Ober, bringing a new momentum to the group as a whole and to its individual brands; Concrete LCDA and Oberflex. The collaboration opened new design perspectives for Concrete LCDA, with our exclusive material—ultralight fiber-reinforced concrete—at the core of every project. Through the lens of sustainability, emphasising both form and function. *Normal Studio* takes a holistic approach to design, integrating innovation, creativity and corporate expertise.



Normal Studio

Founded in 2006 by designers Jean-François Dingjian and Eloi Chafaï, *Normal Studio* is an industrial design agency rooted in the principles of elementary design. Their approach informed by object design and hands-on experimentation positions the manufacturing process as both the foundation and creative guide for every project. Whether industrial or artisanal, each object reflects a deep connection to the tools that shape it and the history of its creation.

With a context-driven philosophy emphasising essentials, Dingjian and Chafaï deliver thoughtful design solutions for prestigious brands and manufacturers, resonating with the forms and functions of daily life. Their collaborations include prominent names such as Schneider Electric, Muuto, Hermès, and Puiforcat.

Since 2008, *Normal Studio* has collaborated with companies like Tolix and Sammode, delivering tailored design solutions that align with each brand's identity, heritage, and core materials. Combining design, communication, and visual identity, their holistic approach encourages a forward-thinking narrative grounded in meaningful and sustainable solutions.

Our innovative solutions are the result of close collaborations with architects and designers. More than just distinctive panel designs, we offer a fresh perspective on concrete, expanding the material's technical possibilities while exploring a broad spectrum of uses and combinations. Over the years, our collections have evolved through a unique creative dynamic, merging our factory's artisanal expertise with the creative input of renowned international designers.



Matali Crasset

Matali Crasset, an internationally renowned French designer, views design as an artistic, anthropological and societal practice. Her innovative approach has had a significant impact at Concrete LCDA, where she led the company's art direction from 2010 to 2015.



Sebastian Herkner

Since establishing his studio, German designer Sebastian Herkner has worked in exhibition and interior architecture and the design of everyday objects. From furniture and lighting to accessories, his creations fuse artisanal craftsmanship with advanced technological expertise. Renowned for his bold and innovative designs, Herkner has received numerous prestigious awards.



Ora-ïto

Renowned for his groundbreaking designs since the age of 19, Oraïto explores creative solutions that are both formally innovative and functionally transformative. His collaborations with prestigious international brands are setting new standards in timeless, universal luxury, while embodying the core values of excellence, creativity, and shared vision.



Jean-Marie Massaud

A graduate of the prestigious ENSCI-Les Ateliers in Paris in 1990, Jean-Marie Massaud has worked for decades on a diverse range of projects, including architecture, objects, limited editions, and mass-produced series. His design philosophy is anchored in clean lines and reflects his focus on the relationship between the individual and the collective, as well as the role of industry in addressing environmental concerns.



Neri&Hu

Renowned Shanghai-based designers Lyndon Neri and Rossana Hu are the founding partners of Neri&Hu Design & Research Office. Their design approach whether applied to everyday objects or large-scale housing projects, draws inspiration from a wide range of disciplines and is gaining increasing international attention.



Patrick Norguet

An iconic figure of French design, Patrick Norguet is driven by his passion for exploring diverse realms of design from the pragmatic to the ingenious. Guided by curiosity rather than fleeting trends, his versatile design language spans an extensive array of projects, from designing objects to conceptualizing innovative interior solutions.



Jean-Philippe Nuel

Studio Jean-Philippe Nuel, with offices in Paris and New York is a prominent name in luxury interior design. Drawing on the expertise of a team of over 30 professionals, the studio offers tailored design solutions for a wide range of brands, including hotels, private residences, concept stores, corporate offices, and cruise ships.



Rodolphe Parente

Rodolphe Parente honed his craft under Andrée Putman, founded his Paris-based studio in 2009, specializing in interior design and furniture. His distinctive style and exclusive creations result from a masterful interplay of volume, color, meticulous detail, and exceptional craftsmanship.


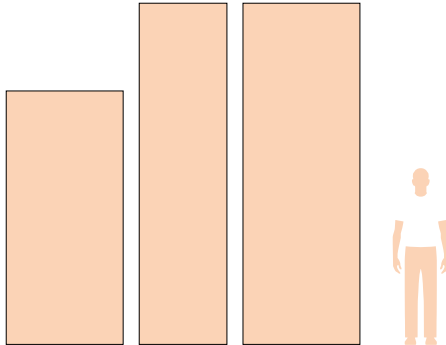
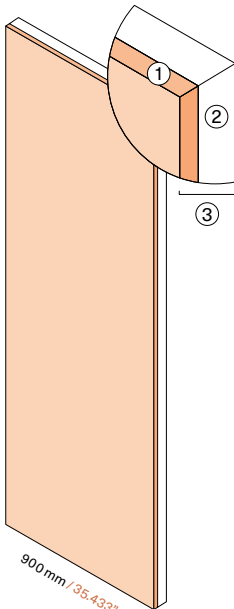
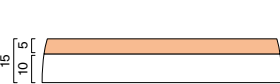
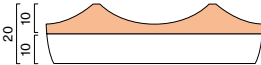
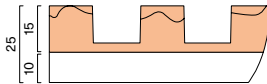


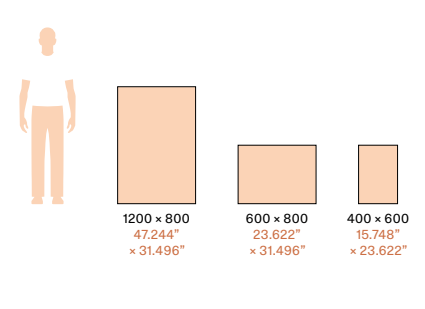
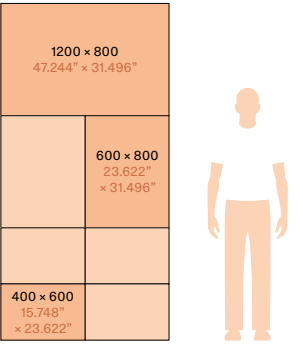
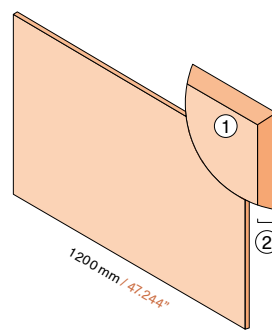
Victoria Wilmotte

After gaining experience in manufacturing, Victoria Wilmotte established her design studio in Paris, where she specializes in exploring materials, particularly steel and stone. Everything that emerges from her “VW Factory” whether collaborations with premium design brands, prototypes, or limited editions, reflects her distinctive expertise and signature sculptural aesthetic.

Explore the full potential of our Panbeton® and Slimbeton® decorative panels with the user guide below. Included are model numbers, panel dimensions, uses, product characteristics, and instructions for cutting and installation are included. With Concrete LCDA's fiber-reinforced concrete, integrating our solutions into your design projects has never been easier!

Description

Panbeton® Full size fiber-reinforced concrete panel moulded on a lightweight structural substrate		
Dimensions (in mm / in inch)		Composition
 2600 × 900 102.36" × 35.433"	 2600 × 1200 102.36" × 47.244" 3500 × 900 137.79" × 35.433" 3500 × 1200 137.79" × 47.244"	 2600 mm / 102.36" 900 mm / 35.433"
Standard dimension available for all models.	Standard dimensions available for a selection of models only. See pages 82/83.	
Thicknesses (in mm / in inch)		
 Model "Classic" (side view)	 Model "Shui" (side view)	 Model "Rugged" (side view)
Depending on the model, the thickness of Panbeton® panels ranges from 15 mm / 0.590" to 0.118" with a tolerance of ± 3 mm / 0.118". See table on pages 82/83.		
<ol style="list-style-type: none">1. Fiber-reinforced concrete — 5 to 15 mm / 0.196" to 0.590" (depending on the model)2. Lightweight structural substrate3. Total thickness — 15 to 25 mm / 0.590" to 0.984" (depending on the model)		

Slimbeton® Thin fiber-reinforced concrete tile without rear substrate		
Dimensions (in mm / in inch)	Combination (in mm / in inch)	Composition
 <div>1200 × 800 47.244" × 31.496"</div> <div>600 × 800 23.622" × 31.496"</div> <div>400 × 600 15.748" × 23.622"</div>	 <div>1200 × 800 47.244" × 31.496"</div> <div>600 × 800 23.622" × 31.496"</div> <div>400 × 600 15.748" × 23.622"</div> <div>Example of combination</div>	 <div>800 mm / 31.496"</div> <div>1200 mm / 47.244"</div> <div>1. Fiber-reinforced concrete including a support grid at the rear. 2. Total thickness — 7 mm / 0.275"</div>
Classic: 1200 × 800 mm 47.244" × 31.496", 600 × 800 mm 23.622" × 31.496" and 600 × 400 mm 15.748" × 23.622" Scaffolded 2 mm: 1200 × 800 mm 47.244" × 31.496" Formwork: 1200 × 800 mm 47.244" × 31.496"		

Technical specifications

	Panbeton®	Slimbeton®
Composition	<ul style="list-style-type: none">• Fiber-reinforced concrete• Lightweight structural substrate	<ul style="list-style-type: none">• Fiber-reinforced Concrete
Treatment	<ul style="list-style-type: none">• Stain protection (treatment D)• Stain + Hydrofuge protection (treatment S)	<ul style="list-style-type: none">• Stain protection (treatment D)• Stain + Hydrofuge protection (treatment S)
Mounting & bonding	<ul style="list-style-type: none">• Hybrid polymer adhesive-sealant (available from us)	<ul style="list-style-type: none">• Hybrid polymer adhesive-sealant (available from us)
Destination surfaces	Can be bonded to any flat, clean secondary surface	Can be bonded to any flat, clean secondary surface
Cutting	Diamond blade Mitre cutting and drilling possible	Diamond blade Mitre cutting and drilling possible
Fire Classification	<ul style="list-style-type: none">• Euroclass B-s1, d0• [Option] Euroclass A2-s1, d0 (with specific substrate : gypsum fiber board)• ASTM E84: Class A	<ul style="list-style-type: none">• Euroclass A1• ASTM E84: Class A
Heat Resistance	Up to 60°C / Up to 140 °F	Up to 60°C / Up to 140 °F
Thermal shock	Resistant	Resistant
Light Resistance	No impact	No impact
Indoor Air Quality	A+	A+
Acoustic	Neutral	Neutral
Excluded	Exterior, floor, shower stall. Not suitable for direct and continuous contact with water.	Exterior, floor, shower stall. Not suitable for direct and continuous contact with water.

How to specify

General information		
This sample description is intended to make it easier to draw up your Specification Form and to contribute to the success of your project.		It is important to define the panel model and colour at this stage to enable companies to provide an accurate quote, as prices vary from one model to another and from one colour to another.
Section	Product description	
[e.g., Partitions], [e.g., Interior Joinery], [e.g., Painting], [e.g., Reception desk], etc.	Panbeton®	Slimbeton®
Location	Full size fiber-reinforced concrete panel, moulded on a lightweight structural support reinforced with a fibreglass fabric coated on both sides.	Thin tile in moulded fiber-reinforced concrete, including a support grid at the rear.
[e.g., Auditorium] , [e.g., Floors 1 to 6], [e.g., Bedrooms], etc.	Model: [e.g. Shui] / [e.g. Scaffolded 2 mm] / ... • Colors: [e.g. Natural grey 200] / [e.g. Yellow-ochre 420] / ... • Bubbling: [e.g. Light pitted] / [e.g. Medium pitted] / [e.g. Heavy pitted] • Treatment: [e.g. Stain protection (D)] / [e.g. Hydrofuge + stain protection (S)] • Panel dimensions: [e.g. 2600 × 900 mm / 102.36" × 35.433"] / [e.g. 3500 × 1200 mm / 137.79" × 47.244"] / ... • Fire Classification: Euroclass [e.g. Bs1d0] or [e.g. A2s1d0] • Compressive strength: Class R2 • Indoor Air Quality: A+	• Model: [e.g. Classic] / [e.g. Scaffolded 2 mm] / [e.g. Formwork] • Colors: [e.g. Natural grey 200] / [e.g. Yellow-ochre 420] / ... • Bubbling: [e.g. Light pitted] / [e.g. Medium pitted] / [e.g. Heavy pitted] • Treatment: [e.g. Stain protection (D)] / [e.g. Hydrofuge + stain protection (S)] • Panel dimensions: [e.g. 1200 × 800 mm / 47.244" × 31.496"] / [e.g. 400 × 600 mm / 15.748" × 23.622"] / ... • Fire Classification: Euroclass A1 • Compressive strength: Class R2 • Indoor Air Quality: A+
General description	Supply and installation of a concrete panel system such as [e.g. Panbeton®] or [e.g. Slimbeton®] from Concrete LCDA.	
Installation	[e.g. edge-to-edge and butt-joint installation] or [e.g. staggered installation]...	
The panels are glued directly to the existing substrate using a hybrid polymer mastic adhesive, in accordance with the manufacturer's recommendations.		
Corner panels should be assembled using [e.g. edge-to-edge] or [e.g. with L-profile]... in [ex. edge-to-edge cutting] ou [ex. L-profile]...	Manufacturer	
	Concrete LCDA 8 rue Copernic 49240 Avrillé, France	Tel +33 (0) 2 41 33 99 10 www.concretelcda.com contact@concretelcda.com

Treatments

	Application	Appearance	Specifically recommended	Maintenance
Treatment D <i>Stain protection</i>	Panbeton® Slimbeton®	Matte	Walls, ceilings and furnitures with a slight risk of staining.	Cleaning with a damp microfiber cloth and a neutral cleaning product (non-corrosive), such as black soap.
Treatment S <i>Stain + Hydrofuge protection</i>	Panbeton® Slimbeton®	Semi-matte	Splash risk zones, high traffic	

Letters and logos

Logos, signage and customization on request for Panbeton® and Slimbeton® — Models concerned see page 83			
Recessed pattern 2 mm	Over-thickness pattern 2 mm	Inclusion — bras, stainless steel, alu...	Masking paint

Panbeton®

(1): Tolerance ± 3 mm / 0.118". Total thickness indicated is for 900 mm / 35.433" wide panels.
For 1200 mm / 47.244" wide panels = add 2.5 mm / 0.198" to the indicated value.
(2): Indicative total panel weight in standard size 2600 × 900 mm / 102.36" × 35.433" with fire rating Bs1d0.
(3): A2s1d0 fire classification available in 2600 × 900 mm size / 102.36" × 35.433".

● = Standard
○ = On demand

Patterns	Page	Panel dimensions				Total thickness in mm ⁽¹⁾ / in inch	Total weight in kg ⁽²⁾ / in lbs		Bubble patterns			Treatments		Fire rating		All-over matching	Customization (logo, signage, etc.)
		2 600 × 900 mm 102.36" × 35.433"	2 600 × 1200 mm 102.36" × 47.244"	3 500 × 900 mm 137.79" × 35.433"	3 500 × 1200 mm 137.79" × 47.244"				Light pitted	Medium pitted	Heavy pitted	Stain protection (treatment D)	Stain + Hydrofuge protection (treatment S)	Bs1d0	A2s1d0 ⁽³⁾		
Barbican	39	●				20 / 0.787"	50 / 110.2		●	●	●	●	○	●	○		
Bouchardé	65	●				15 / 0.590"	30 / 66.1		●	●	●	●	○	●	○		
Chevron (3 options)	57	●				15 / 0.590"	30 / 66.1		●	●	●	●	○	●	○	●	
Classic	39	●	●	●	●	15 / 0.590"	30 / 66.1		●	●	●	●	○	●	○	●	○
Combed	65	●				17 / 0.669"	40 / 88.2		●			●	○	●	○		
Factory	49	●				25 / 0.984"	50 / 110.2			●	●	●	○	●	○	●	
Fingerprint	65	●				20 / 0.787"	40 / 88.2		●			●	○	●	○		
Fold	49	●				20 / 0.787"	35 / 77.2			●	●	●	○	●	○	●	
Fragmentation	49	●				15 / 0.590"	30 / 66.1		●	●	●	●	○	●	○	●	
Gèn	39	●				18 / 0.708"	35 / 77.2			●		●	○	●	○	●	
Giometry	49	●				19 / 0.747"	35 / 77.2			●	●	●	○	●	○	●	
Graphite	57	●				18 / 0.708"	40 / 88.2			●		●	○	●	○	●	
Lines	39	●				18 / 0.708"	35 / 77.2		●	●	●	●	○	●	○	●	
Made in Haussmann	57	●				25 / 0.984"	35 / 77.2		●	●	●	●	○	●	○	●	
Mica	65	●				15 / 0.590"	30 / 66.1			●		●	○	●	○		○
Rugged	39	●				25 / 0.984"	60 / 132.3			●		●	○	●	○	●	
Scaffolded 15 mm	39	●				25 / 0.984"	35 / 77.2		●	●	●	●	○	●		●	○
Scaffolded 2 mm	39	●	●	●	●	15 / 0.590"	30 / 66.1		●	●	●	●	○	●	○	●	○
Shan	49	●				20 / 0.787"	43 / 94.8			●	●	●	○	●	○	●	
Shui	49	●				20 / 0.787"	40 / 88.2			●	●	●	○	●	○	●	
Shuttered vertical wood	57	●	●	●	●	15 / 0.590"	30 / 66.1		●	●	●	●	○	●	○	●	○
Slats	49	●		●		20 / 0.787"	35 / 77.2		●	●	●	●	○	●	○	●	
Striation	39	●				18 / 0.708"	35 / 77.2			●		●	○	●	○	●	
Timber (3 options)	57	●				19 / 0.747"	45 / 97		●	●	●	●	○	●	○	●	
Trio 15 mm	39	●				25 / 0.984"	35 / 77.2		●	●	●	●	○	●		●	○
Trio 2 mm	39	●				15 / 0.590"	30 / 66.1		●	●	●	●	○	●	○	●	○
Vertical planks	57	●		●		15 / 0.590"	40 / 88.2		●	●	●	●	○	●	○	●	
Whipped	65	●				20 / 0.787"	46 / 101.4		●			●	○	●	○		
Yun	49	●				20 / 0.787"	45 / 97			●	●	●	○	●	○	●	

Slimbeton®

(4): Total thickness for standard size 1200 × 800 mm / 47.244" × 31.496". Tolerance: ± 2 mm / 0.078".
(5): Indicative total panel weight for standard size 1200 × 800 mm / 47.244" × 31.496".

● = Standard
○ = On demand

Patterns	Page	Panel dimensions			Total thickness in mm ⁽⁴⁾ / in inch	Total weight in kg ⁽⁵⁾ / in lbs		Bubble patterns			Treatments		Fire rating	All-over matching	Customization (logo, signage, etc.)
		1200 × 800 mm 47.244" × 31.496"	600 × 800 mm 23.622" × 31.496"	400 × 600 mm 15.748" × 23.622"				Light pitted	Medium pitted	Heavy pitted	Stain protection (treatment D)	Stain + Hydrofuge protection (treatment S)	A1		
Classic	39	●	○	○	7 / 0.275"	12 / 26.5		●	●	●	●	○	●	●	○
Formwork	–	●	○	○	7 / 0.275"	12 / 26.5		●	●	●	●	○	●	●	○
Scaffolded 2 mm	39	●	○	○	7 / 0.275"	12 / 26.5		●	●	●	●	○	●	●	○

Cutting & gluing

Cutting

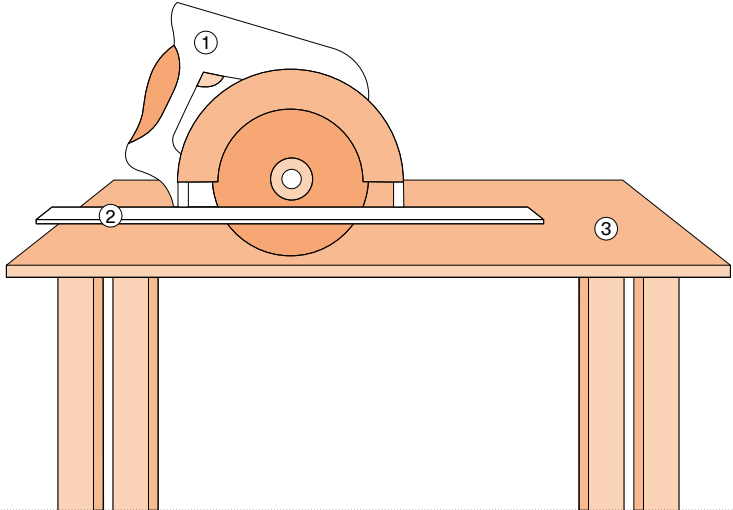
For a clean and smooth cut, we recommend:

1. A cutting table, the panel must be placed on it with concrete side facing up.

2. A guide rail + plunge saw equipped with a diamond blade.

3. A dry cutting.

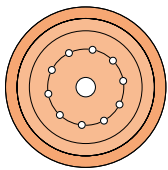
4. Drilling (ex. electrical outlet): use a diamond-coated hole saw.



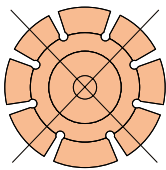
1

2

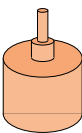
3



Diamond blade with continuous rim



Do not use a wood blade



Drilling with a diamond core drill

1. Circular Saw

2. Guide Rail

3. Cutting table

84

Gluing

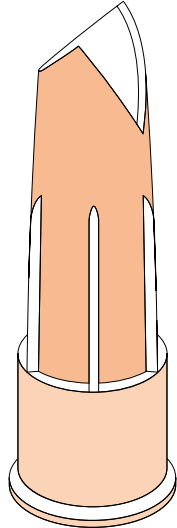
1. The walls that will support the panels must be clean, dry, dust-free, and solid.

2. Adhesive to use: Hybrid polymer sealant-adhesive, such as Hybrifix 550, available through our teams. Be sure to follow the manufacturer's instructions.

3. The adhesive can be applied directly to the panel or to the wall.

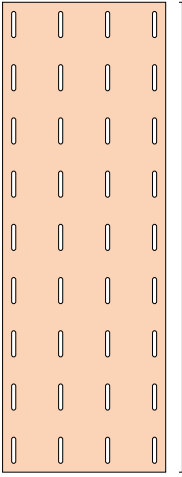
4. Recommended amount of adhesive:
Panbeton®: 2 cartridges of adhesive per standard-sized panel (2600 × 900 mm / 102.36" × 35.433").
Slimbeton®: 1 cartridge of adhesive per standard-sized panel (1200 × 800 mm / 47.244" × 31.496").

Recommendations for panel bunding



Make a 'V' cut at the nozzle exit

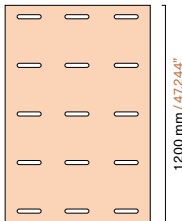
Panbeton®



2600 mm / 102.36"

900 mm / 35.433"

Slimbeton®



1200 mm / 47.244"

800 mm / 31.496"

Apply the adhesive in vertical beads at intervals of approximately 10 cm / 3.937"

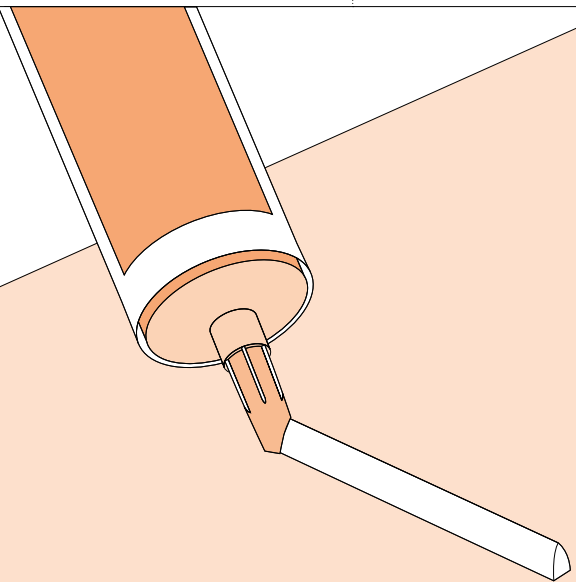
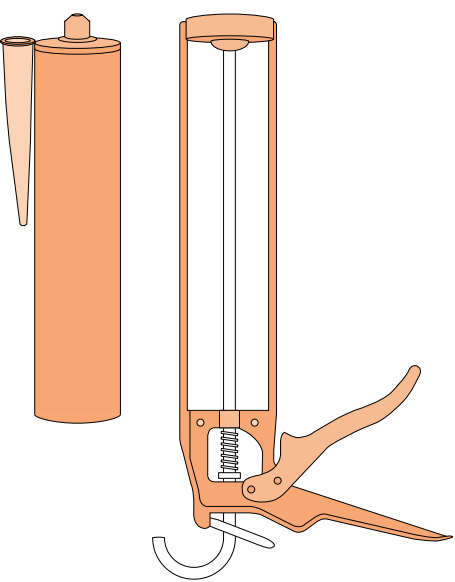


Illustration of adhesive beads

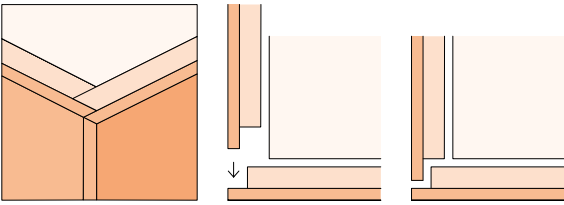


Hybrid polymer adhesive sealant + Glue gun

85

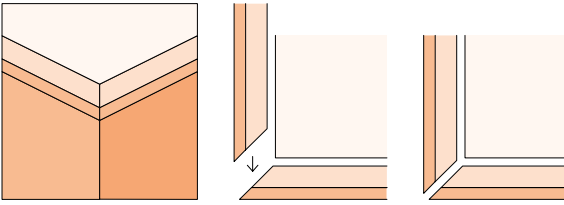
Angles

Panbeton®



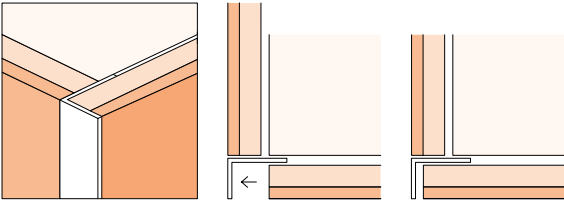
① ②

Edge to edge angle



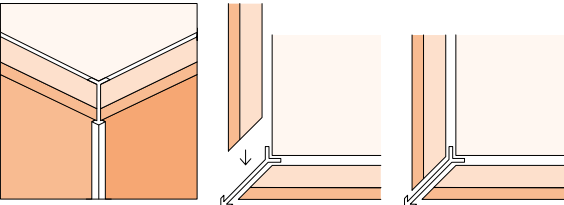
① ②

45° cut



① ②

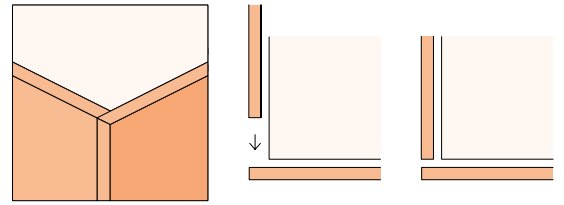
"L" profile



① ②

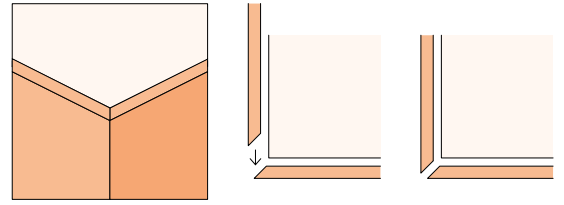
Angle profile

Slimbeton®



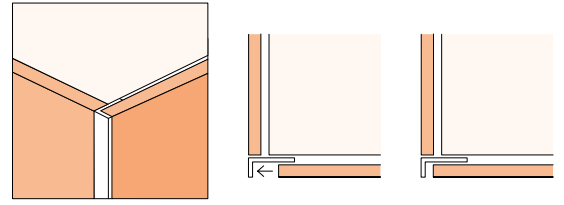
① ②

Edge to edge angle



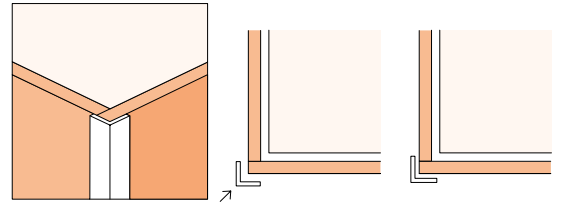
① ②

45° cut



① ②


"L" profile



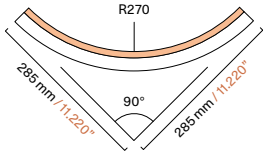
① ②


"L" profile

Concave or convex quarter-round concrete corner panels

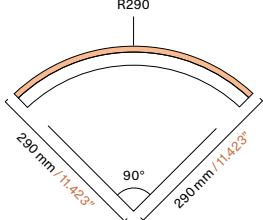


Concave





Convex



Head office and factory
8 rue Copernic
49240 Avrillé
France
+33 (0)2 41 33 99 10

Matériauthèque Ober
7 rue du Bois de Boulogne
75016 Paris
France

Spain
Calle del Poeta Joan Maragall, 38-4°
28020 Madrid

United Kingdom
We Work
1 Mark Square
London EC2A 4 EG

United States (East)
134 N 4th street
Suite 2016
Brooklyn, NY 11249

United States (West)
San Francisco
CA 94105

South-East Asia
6 Raffles Boulevard
#02-240 Marina Square

Hong Kong and China
3/F Chung Nam Building
No.1 Lockhart Road,
Hong Kong

United Arab Emirates
Healthcare city
Umm Hurair 2
Dubai

contact@concretelcda.com
www.concretelcda.com

All models shown are registered
and are the property of Concrete LCDA.
No reproduction or publication may
be made without authorization.



